

# 233

## BROADWAY

### THE WOOLWORTH BUILDING TRIBECA, NYC

Corner of Broadway & Park Place

RETAIL FOR LEASE

#### APPROXIMATE SIZE

1,275 SF

#### ASKING RENT

\$235 PSF

#### POSSESSION

Immediate

#### TERM

10-20 Years

#### FRONTAGE

75 FT Wraparound

#### COMMENTS

*A rare corner retail opportunity at the base of the iconic Woolworth Building—a landmark address in the center of Lower Manhattan's premier business, luxury residential, world-class retail and visitor activity*

- Prominent corner presence with 75+ feet of wraparound Broadway frontage in the heart of Lower Manhattan
- Powerful Downtown Audience: 300,000+ daily workers, 64,000 residents, and 17 million annual visitors
- Located within a 90M+ SF office market with a rapidly growing base of luxury residential development

#### NEIGHBORS

Nobu • Printemps • Hermès • CUT by Woolfgang Puck • Four Seasons • Le District • Eataly Downtown • Manhatta • Brookfield Place • The Beekman Hotel • Equinox • Whole Foods • Printemps

#### TRANSPORTATION

1 2 3 4 5 A C E R W



#### JAMES FAMULARO

President  
646.658.7373  
jfamularo@meridiancapital.com

#### JORDAN LANGER

Senior Associate  
212.468.5977  
jlanger@meridiancapital.com

#### BOBBY ORTENSE

Director  
212.468.5953  
bortense@meridiancapital.com




**MERIDIAN**  
RETAIL LEASING

All information supplied is from sources deemed reliable and is furnished subject to errors, omissions, modifications, removal of the listing from sale or lease, and to any listing conditions, including the rates and manner of payment of commissions for particular offerings imposed by Meridian Capital Group. This information may include estimates and projections prepared by Meridian Capital Group with respect to future events, and these future events may or may not actually occur. Such estimates and projections reflect various assumptions concerning anticipated results. While Meridian Capital Group believes these assumptions are reasonable, there can be no assurance that any of these estimates and projections will be correct. Therefore, actual results may vary materially from these estimates and projections. Any square footage dimensions set forth are approximate.

# 233 BROADWAY

TRIBECA, NYC | Corner of Broadway and Park Place

RETAIL FOR LEASE



INTERIOR

## JAMES FAMULARO

President  
646.658.7373  
jfamularo@meridiancapital.com

## JORDAN LANGER

Senior Associate  
212.468.5977  
jlanger@meridiancapital.com

## BOBBY ORTENSE

Director  
212.468.5953  
bortense@meridiancapital.com



**MERIDIAN**  
RETAIL LEASING

All information supplied is from sources deemed reliable and is furnished subject to errors, omissions, modifications, removal of the listing from sale or lease, and to any listing conditions, including the rates and manner of payment of commissions for particular offerings imposed by Meridian Capital Group. This information may include estimates and projections prepared by Meridian Capital Group with respect to future events, and these future events may or may not actually occur. Such estimates and projections reflect various assumptions concerning anticipated results. While Meridian Capital Group believes these assumptions are reasonable, there can be no assurance that any of these estimates and projections will be correct. Therefore, actual results may vary materially from these estimates and projections. Any square footage dimensions set forth are approximate.

# 233 BROADWAY

TRIBECA, NYC | Corner of Broadway and Park Place

RETAIL FOR LEASE



EXTERIOR

## JAMES FAMULARO

President  
646.658.7373  
jfamularo@meridiancapital.com

## JORDAN LANGER

Senior Associate  
212.468.5977  
jlanger@meridiancapital.com




## BOBBY ORTENSE

Director  
212.468.5953  
bortense@meridiancapital.com



**MERIDIAN**  
RETAIL LEASING

All information supplied is from sources deemed reliable and is furnished subject to errors, omissions, modifications, removal of the listing from sale or lease, and to any listing conditions, including the rates and manner of payment of commissions for particular offerings imposed by Meridian Capital Group. This information may include estimates and projections prepared by Meridian Capital Group with respect to future events, and these future events may or may not actually occur. Such estimates and projections reflect various assumptions concerning anticipated results. While Meridian Capital Group believes these assumptions are reasonable, there can be no assurance that any of these estimates and projections will be correct. Therefore, actual results may vary materially from these estimates and projections. Any square footage dimensions set forth are approximate.



HISTORY

Completed in 1913 and designed by architect Cass Gilbert, the Woolworth Building was once the tallest building in the world and earned the nickname "The Cathedral of Commerce" due to its ornate Gothic Revival architecture. The skyscraper remains a National Historic Landmark, celebrated for its intricate terra-cotta facade and a lavish lobby featuring mosaics, gilded ceilings, and whimsical caricatures of its creators.

JAMES FAMULARO

President  
646.658.7373  
jfamularo@meridiancapital.com

JORDAN LANGER

Senior Associate  
212.468.5977  
jlanger@meridiancapital.com

BOBBY ORTENSE

Director  
212.468.5953  
bortense@meridiancapital.com

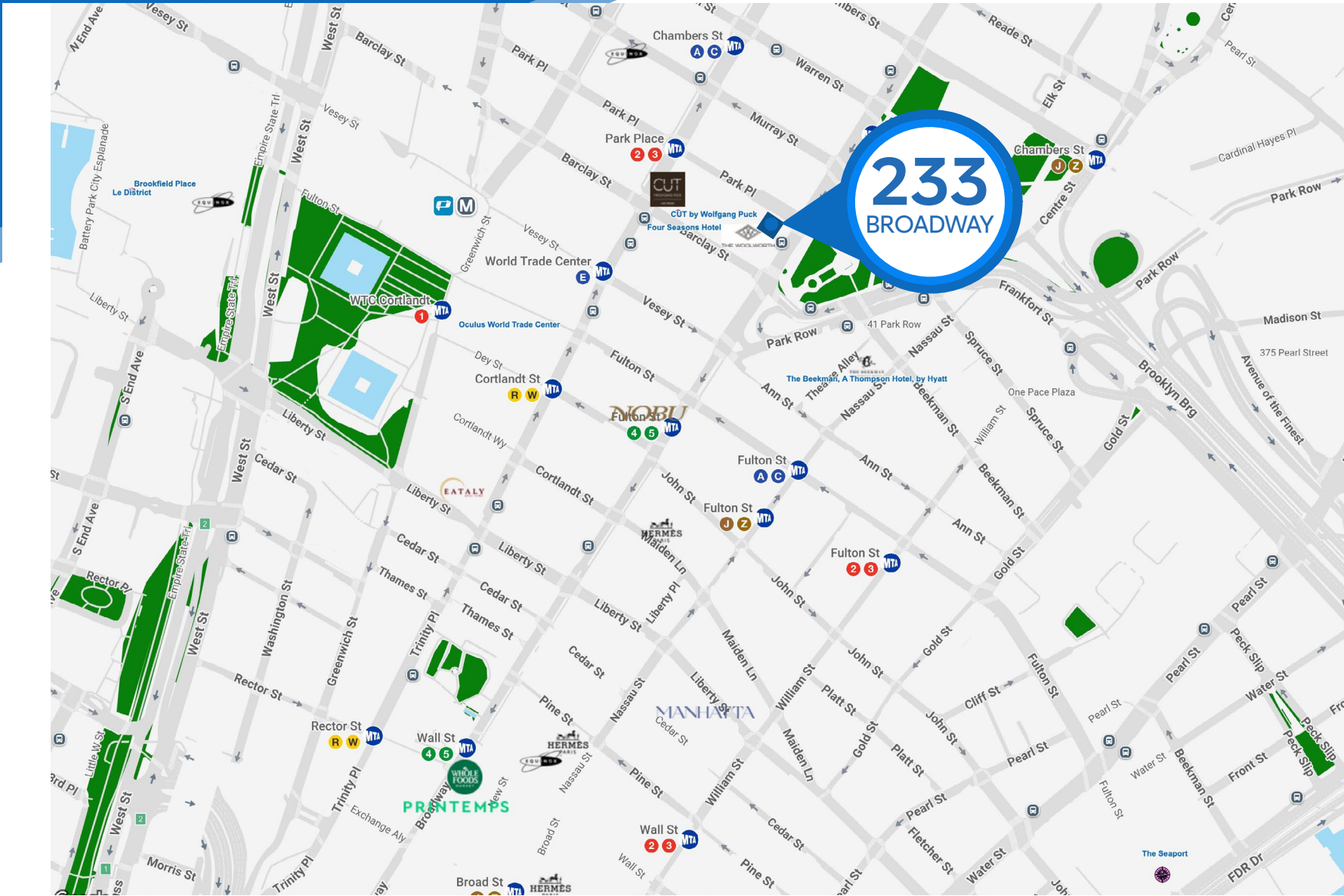


MERIDIAN  
RETAIL LEASING

# 233 BROADWAY

TRIBECA, NYC | Corner of Broadway and Park Place

RETAIL FOR LEASE



NEIGHBORS

### JAMES FAMULARO

President  
646.658.7373  
jfamularo@meridiancapital.com

### JORDAN LANGER

Senior Associate  
212.468.5977  
jlanger@meridiancapital.com

### BOBBY ORTENSE

Director  
212.468.5953  
bortense@meridiancapital.com



**MERIDIAN**  
RETAIL LEASING

All information supplied is from sources deemed reliable and is furnished subject to errors, omissions, modifications, removal of the listing from sale or lease, and to any listing conditions, including the rates and manner of payment of commissions for particular offerings imposed by Meridian Capital Group. This information may include estimates and projections prepared by Meridian Capital Group with respect to future events, and these future events may or may not actually occur. Such estimates and projections reflect various assumptions concerning anticipated results. While Meridian Capital Group believes these assumptions are reasonable, there can be no assurance that any of these estimates and projections will be correct. Therefore, actual results may vary materially from these estimates and projections. Any square footage dimensions set forth are approximate.