

EXCLUSIVE
1469 FIFTH AVENUE
SOUTH HARLEM, NY 10035
28 UNITS & 3 RETAIL / 23,310 GSF



EXCLUSIVE


1469 FIFTH AVENUE, SOUTH HARLEM, NY 10035

28 UNITS & 3 RETAIL | 23,310 GSF

ASKING PRICE: ~~\$3,850,000~~ **SUBMIT OFFERS**

Built in 1921, 1469 Fifth Avenue is a 6-story walkup apartment building that has 23,310 SF and includes 28 apartments (3 FM and 25 RS) & 3 stores. Located between East 118th Street and East 119th Street, South Harlem / East Harlem, also known as Spanish Harlem or El Barrio, is a vibrant neighborhood in Upper Manhattan. The area is renowned for its rich Hispanic culture and contributes significantly to Latin music, cuisine, and street art, making it a lively and culturally rich part of the city.

**The roof antenna has been sold.*



PROPERTY INFORMATION

NEIGHBORHOOD	East Harlem
CROSS STREETS	E 118 th & E 119 th Streets
BLOCK / LOT	1745 / 71
LOT / BUILT DIMENSIONS	50.5' x 110' / 50.5' x 97'
STORIES	6
GROSS SF	23,310 SF
RESIDENTIAL SF	21,629 SF
COMMERCIAL SF	1,681 SF
YEAR BUILT / RENOVATED	1921
APARTMENTS / ROOMS	28 / 140
LAYOUT	11/4, 6/5 & 11/6
AVERAGE RENT (APT / ROOM)	\$1,696 / \$339
COMMERCIAL UNITS	3
TAX ASSESSMENT	\$1,248,630
FAR BUILT / ALLOWED	4.32 / 3.44
ZONING	R7-2, C1-4
HPD VIOLATIONS	45: 9A, 14B & 22C

PRICING METRICS

ASKING PRICE	\$3,850,000
PPU	\$113,235
PPSF	\$165
GRM	6.1x
CAP RATE	6.5%

INCOME & EXPENSES

INCOME	IN-PLACE
RESIDENTIAL INCOME	\$570,000
COMMERCIAL INCOME	\$56,800
COMMERCIAL REIMBURSEMENTS	\$1,300
GROSS INCOME	\$628,100
VACANCY & CREDIT LOSS (5%)	(\$31,300)
EFFECTIVE GROSS INCOME	\$596,800

EXPENSES

REAL ESTATE TAXES (2026)	\$155,300
WATER & SEWER	\$37,800
PAYROLL (Visiting)	\$25,000
INSURANCE	\$36,400
MANAGEMENT FEE (4%)	\$23,900
FUEL (Gas)	\$31,500
UTILITIES	\$9,300
REPAIRS, MAINTENANCE & MISC.	\$28,000
TOTAL EXPENSES	\$347,200
<i>Operating Expense Ratio (% of EGI)</i>	<i>58.18%</i>
NET OPERATING INCOME	\$249,600

DEBT

- Delivered free and clear
- Loan amount: \$4,145,000
- Bank: Signature Bank

EXCLUSIVE

1469 FIFTH AVENUE, SOUTH HARLEM, NY 10035

28 UNITS & 3 RETAIL | 23,310 GSF

RESIDENTIAL RENT ROLL

UNIT	APT #	TENANT	RENT/MONTH	LEGAL RENT	LAYOUT	ROOMS	LXP	STATUS
1	1	Tenant 1	\$1,240.21		2-Bedroom	4.0	10/31/26	RS
2	2	Tenant 2	\$3,350.00		3-Bedroom	5.0	5/14/26	FM
3	3	Tenant 3	\$1,221.62		2-Bedroom	4.0	3/31/27	RS
4	4	Tenant 4	\$1,607.20		4-Bedroom	6.0	3/31/26	RS
5	5	Tenant 5	\$1,691.17		4-Bedroom	6.0	6/30/26	RS
6	6	Tenant 6	\$948.08		2-Bedroom	4.0	6/30/26	RS
7	7	Tenant 7	\$1,584.15		3-Bedroom	5.0	8/31/26	RS
8	8	Tenant 8- Vacant ^[1]	\$1,148.24		2-Bedroom	4.0	5/31/20	RS
9	9	Tenant 9	\$1,544.08		4-Bedroom	6.0	2/28/27	RS
10	10	Tenant 10	\$1,429.44		4-Bedroom	6.0	8/31/26	RS
11	11	Tenant 11	\$996.97		2-Bedroom	4.0	2/28/27	RS
12	12	Tenant 12	\$1,239.78		3-Bedroom	5.0	4/30/26	RS
13	13	Tenant 13	\$941.69		2-Bedroom	4.0	9/30/26	RS
14	14	Tenant 14	\$1,370.38		4-Bedroom	6.0	4/30/26	RS
15	15	Tenant 15	\$1,852.00		4-Bedroom	6.0	7/31/26	RS
16	16	Tenant 16	\$1,381.23		2-Bedroom	4.0	9/30/26	RS
17	17	Tenant 17	\$1,541.35		3-Bedroom	5.0	11/30/27	RS
18	18	Tenant 18	\$1,960.21		2-Bedroom	4.0	3/31/26	RS
19	19	Tenant 19	\$2,115.60		4-Bedroom	6.0	8/31/26	RS
20	20	Tenant 20	\$1,647.73		4-Bedroom	6.0	2/28/26	RS
21	21	Tenant 21	\$2,105.67		2-Bedroom	4.0	4/30/26	RS
22	22	Tenant 22	\$1,299.86		3-Bedroom	5.0	7/31/26	RS
23	23	Tenant 23	\$2,271.00		2-Bedroom	4.0	11/14/26	RS
24	24	Tenant 24	\$1,492.35		4-Bedroom	6.0	7/31/26	RS
25	25	Tenant 25 ^[2]	\$3,750.00		4-Bedroom	6.0	4/30/27	FM
26	26	Tenant 26	\$1,269.54		2-Bedroom	4.0	1/31/26	RS
27	27	Tenant 27 ^[3]	\$3,200.00		3-Bedroom	5.0	4/30/26	FM
28	28	Tenant 28	\$1,300.65		4-Bedroom	6.0	1/31/27	RS
MONTHLY INCOME			\$47,500.20			140.0		
ANNUAL INCOME			\$570,002.40					

[1] Unit 8 was recently vacated, a RS unit that needs renovations

[2] Unit 27 will be vacant upon tenant lease expiration on 4/30/2026 and is FM

COMMERCIAL RENT ROLL

UNIT	TENANT	RENT/MONTH	RE TAX REIMB	W&S REIMB	ELEC. REIMB	SF	LXP
Store C	Michelle Smalls Real Estate Agency	\$1,015.00	\$0.00	\$0.00	\$0.00	360	6/5/30
Store N	Simply Juicing LLC	\$2,667.77	\$67.77	\$0.00	\$0.00	900	2/28/31
Store S	Michelle Smalls Realty	\$1,054.63	\$41.67	\$0.00	\$0.00	360	4/30/31
MONTHLY INCOME		\$4,737.40	\$109.44	\$0.00	\$0.00	1,620	
ANNUAL INCOME		\$56,848.80	\$1,313.28	\$0.00	\$0.00		
COMBINED ANNUAL INCOME		\$626,851.20					

EXCLUSIVE

1469 FIFTH AVENUE, SOUTH HARLEM, NY 10035

28 UNITS & 3 RETAIL | 23,310 GSF

PROPERTY PHOTOS - LOBBY & STAIRWELL




EXCLUSIVE

1469 FIFTH AVENUE, SOUTH HARLEM, NY 10035

28 UNITS & 3 RETAIL | 23,310 GSF

PROPERTY PHOTOS - RENOVATED APARTMENT



EXCLUSIVE

1469 FIFTH AVENUE, SOUTH HARLEM, NY 10035

28 UNITS & 3 RETAIL | 23,310 GSF

PROPERTY PHOTOS - MECHANICALS



PROPERTY PHOTOS - ROOF

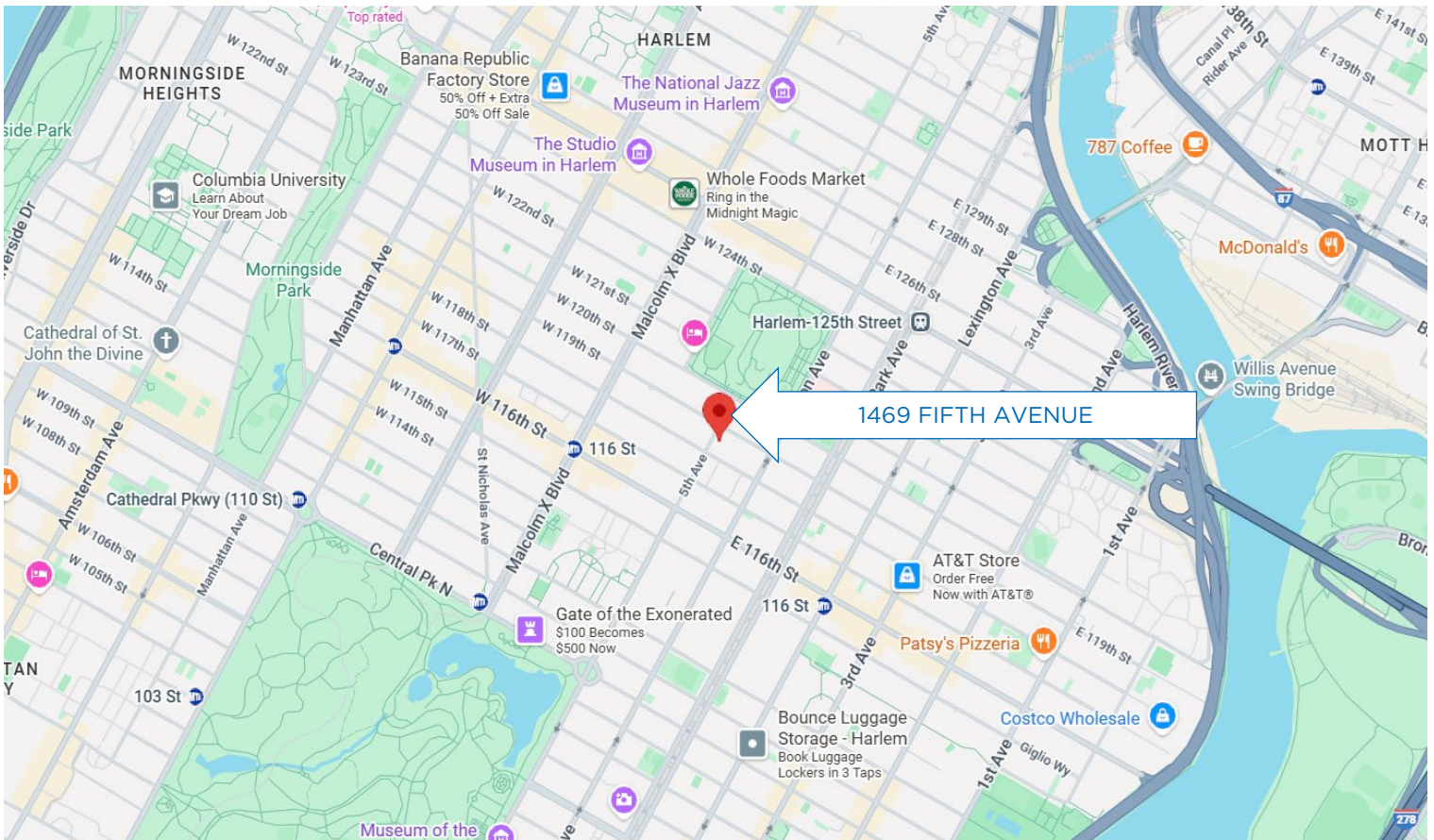


EXCLUSIVE

1469 FIFTH AVENUE, SOUTH HARLEM, NY 10035

28 UNITS & 3 RETAIL | 23,310 GSF

PLOT & NEIGHBORHOOD MAPS



1469 FIFTH AVENUE
SOUTH HARLEM, NY 10035

INVESTMENT SALES

AMIT DOSHI

SENIOR EXECUTIVE MANAGING DIRECTOR
212 468 5959 | adoshi@meridiancapital.com

SHALLINI MEHRA

MANAGING DIRECTOR
212 468 5958 | smehra@meridiancapital.com

MARKETING & UNDERWRITING

RYAN DELMONTE

SENIOR ANALYST
212 468 5943 | rdelmonte@meridiancapital.com

SOPHIA KARCESKI

MARKETING ASSOCIATE
212 468 5916 | sophiak@meridiancapital.com

Meridian's Investment Sales division is comprised of some of the top investment sales professionals in New York City. With more than 75 years of combined New York real estate transactional experience exceeding \$35 billion in value, Meridian's team of investment sales professionals includes best-in-class expertise across a breadth of asset types, transaction sizes, and submarkets. Meridian's team has an intimate knowledge of New York City real estate, knowing neighborhoods on a door-by-door basis, and has a deep and detailed understanding not just of how a property's tenancy and cash flow drive value, but also of how drivers such as zoning, land use, air rights, and alternative uses play a key role in determining a property's true market value. The Meridian team has an unparalleled knowledge of the buyer base and capital flows germane to the New York City investment sales market at any given point in time and maintains excellent working relationships with a wide array of local, national, and international buyers. Meridian's Investment Sales professionals have transacted in New York City over the course of many macro and micro market cycles. As such, clients seek out Meridian's team not only when they have decided to sell a property, but also as trusted advisors that can offer unique perspectives relative to portfolio management, risk mitigation, and value creation.

Meridian Capital Group was founded in 1991. It is widely recognized as one of the leading and prolific commercial real estate finance and advisory firms in the country. Meridian has arranged \$286 billion of commercial real estate financings, including more than 48,231 transactions in 49 states

IMPORTANT LEGAL DISCLAIMER

This is a confidential document intended solely for your limited use and benefit in determining whether you desire to express any further interest in the proposed sale of the real property (or interests therein) described herein (the "Property"). This document contains selected information pertaining to the Property and does not purport to be all-inclusive or to contain all of the information that a prospective purchaser, mortgagee, investor, lender, or lessee may desire. Neither Owner, Meridian Capital Group, LLC ("MCG") nor any of their respective officers, directors, partners, agents, brokers or employees have made any representation or warranty, expressed or implied, as to the accuracy or completeness of this document or any of its contents, and no legal commitments or obligations shall arise by reason of this document or any of its contents. Unless specifically agreed to by MCG in writing to the contrary, MCG will not share its commission earned in connection with the Property with any broker, finder or agent.